

Imperial™ Series Vinyl Windows & Patio Doors



FOR REPLACEMENT AND
NEW CONSTRUCTION APPLICATIONS





INNOVATIVE DESIGN

Trust Value windows for your next replacement or new construction project. For more than 10 years we have perfected our products in every step of the design and engineer process, and have selected only the best components to ensure high performance and long lasting satisfaction.

We strive to provide remarkable customer service and outstanding products that surpass industry's standards and are beautiful, functional and energy efficient.


With continued innovation and a commitment to excellence, we are at the forefront in product development and design with full lines of windows and patio doors sure to meet your project needs.

Imperial frame types

Retrofit



1-3/4" replacement flange



2-1/2" replacement flange


Block



Nail-on



1" Setback



1-3/8" Setback

IMPERIAL SERIES WINDOWS MANY BENEFITS



Durability and ease of use

- Heavy duty extruded vinyl for structural strength and durability
- Miter cut and fusion welded frame and sash for rigidity and integrity
- Steel reinforced sashes for outstanding support
- Integral pull rail for easy operation of moving sash
- 1-3/4" and 2-1/2" replacement flange designed with heavy-duty dual wall
- 1" and 1-3/8" nailing fin set back
- Auto-lock for easy locking action
- Aluminum wheel rollers on sliding models for long lasting smooth performance
- Single Hungs feature block and tackle balance system
- Weep hole covers prevent debris from obstructing the drainage system and provide an aesthetic look

Enhanced energy efficiency

- Beveled, multi-chambered extruded vinyl improves thermal performance while providing an aesthetic appearance
- 3-1/4" Retrofit frame depth
- 2-3/4" Nail-on frame depth
- 3/4" insulated glass unit featuring LoE3 glass and Duralite spacer enhances thermal performance of glass components
- Full weather stripping helps prevent air infiltration
- Argon gas filled chamber for increased energy savings
- Flat and sculptured grids in a variety of patterns
- Exterior colors available with white or almond interior
- Standard, custom and extra large sizes are available
- Factory stacking and mulling options in many different combinations
- AAMA and NFRC certified to meet or exceed industry structural and energy efficiency standards
- May be ordered to meet ENERGYSTAR® requirements
- Lifetime Warranty (Does not include glass breakage)

Standard colors



White



Almond

IMPERIAL STYLING FUNCTIONALITY AND A GREATER VIEW



Horizontal Slider



Single Hung



Picture windows and geometric shapes

WINDOW SHUTTERS

PRIVACY AND COMFORT



Value Vinyl Shutters are a great option to control the amount of light allowed in the home. They will not warp or crack and will not be affected by extreme weather changes.

*Enjoy the sunshine outdoors...
And decide how much light you let in your home!*

Value Shutters are light and easy to operate by simply pushing and pulling the handle. Enjoy the beauty and convenience of Value shutters for a fraction of the price of traditional wood options.

Value Shutters are durable, easy to clean and come in a variety of styles and frame types that fit most window configurations and sizes.



Open shutter viewed from inside



Closed shutter viewed from inside




Closed shutter viewed from outside



B Frame
B frame is designed to be mounted outside of window frame moulding



C Frame
C frame is designed to be mounted inside of window frame moulding with no additional fin



R Frame
R frame is designed to be mounted inside of window frame moulding with a retrofit fin added



Easy operation, moving the lever up and down opens and closes the shutter.

IMPERIAL PATIO DOORS

PRACTICAL FUNCTIONALITY



Imperial sliding patio door.



Key features

- Multi-chambered heavy duty extruded vinyl for structural strength and durability
 - Frame depth is 5-5/8"
 - Fusion welded corners for strength and stability
 - 1" IG unit featuring Duralite spacer with warm edge technology for energy efficiency
 - Door panels feature a multi-channel extrusion for increased energy performance and strength
 - Steel and aluminum reinforcement for exceptional structural integrity
 - Heavy duty aluminum rail system offers smooth operation
 - Steel galvanized adjustable rollers with steel housing for added durability
 - Ergonomic handle with dual point locking system for ease of use and tight seal against elements infiltration
 - 1" and 1-3/8" nailing fin set back for easy installation
 - Replacement flange designed with heavy-duty dual wall
 - Argon gas filled chamber for increased energy savings
-
- Flat and sculptured grids in a variety of patterns
 - Exterior colors available with white or almond interior
 - Standard, custom and extra large sizes are available
 - AAMA and NFRC certified to meet or exceed industry structural and energy efficiency standards
 - May be ordered to meet ENERGYSTAR® requirements
 - Lifetime Warranty

Standard colors



White



Almond

Dual latch lock

Imperial sliding doors feature a new dual latch lock which provides extra security and a tight weather seal. New ergonomic handle closes easily in one motion.



CUSTOM OPTIONS

SPECIALTY GLASS AND GRIDS

PATTERN & COLOR GLASS SELECTION


Our variety of pattern glass designs preferred options for bathrooms, add character, privacy and dimension to windows or doors. Bronze and gray glass are also available.



Bronze



Gray



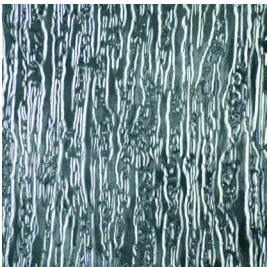
Delta Frost



Glue Chip



Obscure




Rain

Other glass patterns available upon request. Please contact your Value Sales Representative for more details.


GRID OPTIONS

Add an elegant element to your windows and doors with a grid design. With several patterns to choose from and the benefit of having the grids placed inside the insulated glass unit, cleaning your windows is easy and convenient.

Flat Grids




5/8"




3/4"

Sculptured Grids



5/8"



1"

Available grid patterns, Marginal, Double Prairie and Colonial

Note: Manufacturer reserves the right to substitute components as necessary for continued product improvement. Custom options selection may vary.

VALUE WINDOWS & DOORS

TRUSTED PARTNERS



Cardinal Glass

Since 1962, Cardinal's mission has been to provide the highest quality glass products for residential windows throughout the world.

Cardinal Industries is our trusted glass provider, from energy efficient glass to annealed and tempered options we, rely on Cardinal's products to manufacture high quality insulated glass units.

Energy efficiency is all about maintaining optimal temperatures with minimal energy loss. With Cardinal LoE³ glass installed window heat can be dramatically reduced. This helps keep your home cool and comfortable. Ordinary window glass simply does not compare.

In cold weather months, heating costs increase energy consumption. Usually, 75% of an exposed window is glass. This directly affects the temperature inside. Better insulation will keep your home warmer and heating cost down.

Cardinal's LoE³ glass provides outstanding protection against fading and ultraviolet damage. Blocking out up to 95% percent of harmful rays will help avoid sun damage and fading inside the home. Visible light still shines through for brightness without significant darkness or tinting effects.



enviro  sealed

windows™ and doors

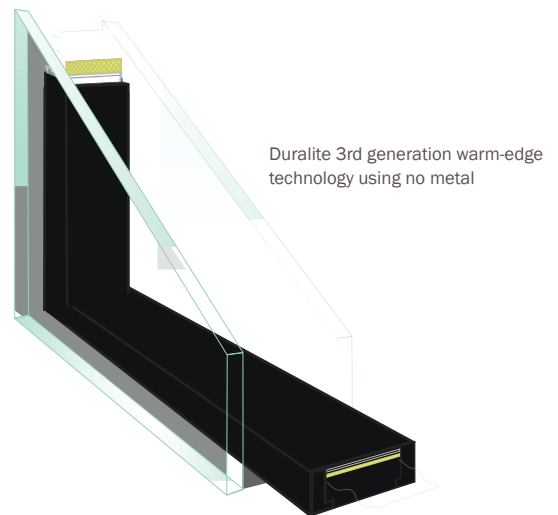
Powered by

Duralite®

Warm Edge Technology.

All Value Series products feature Duralite spacers that provide maximum insulation between glass panels. Energy inside the home is kept where it should be, inside. Keep heat out during summer months and cold out during the winter.

- Composite laminating technology
- Polycarbonate spacer element, no metal
- A unique patented design
- Smooth surface appearance
- Black sight line
- Proven adhesive technology
- Superior argon gas retention
- Minimal compression required
- Lower conductivity polymeric warm edge spacer
- Improved condensation resistance
- Warmer edge of glass temperature



INTERLOCK

ASSA ABLOY

With generations of experience in designing, manufacturing and distributing window and door hardware across the globe, the collective ingenuity of the team at Interlock USA has been decades in the making. Perhaps best known as the inventor of the automatic sash lock system for vinyl windows, Interlock specializes in working closely with window and door manufacturers to create innovative hardware designs that differentiate their products from the competition.

Through innovative design, superior technical support and personalized service, Interlock creates unique, sophisticated hardware solutions that consistently hit the mark with consumers—both in form and function.

With worldwide resources through ASSA ABLOY, and partnerships with globally recognized companies such as the SIEGENIA-AUBI Group (SIEGENIA-AUBI & KFV), Dr. Hahn and Brio, Interlock USA provides comprehensive, solutions for window and door manufacturers throughout North America. With a global foot print, Interlock ASSA Abloy provides high quality hardware for several window and door applications.

Interlock USA is proud to be a member of the American Architectural Manufacturers Association (AAMA).



Imperial™ Series Vinyl Windows & Patio Doors

